

Gráfico 1 - Parte central

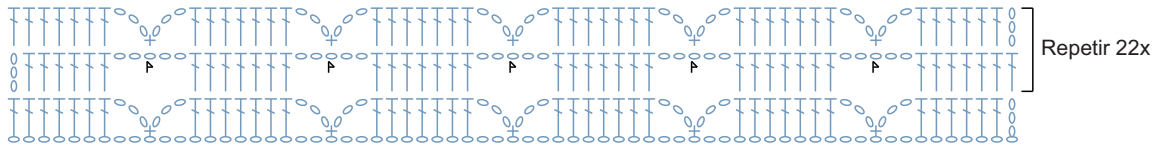


Gráfico 2 - Flor


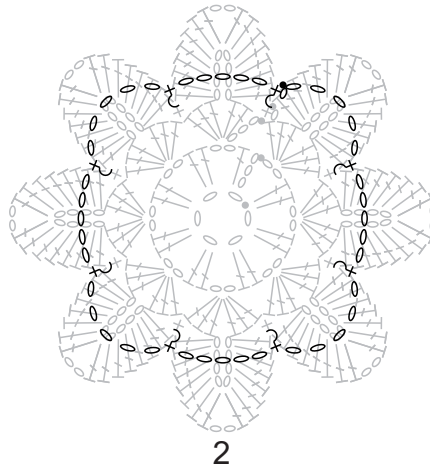



Gráfico 4 - Contorno

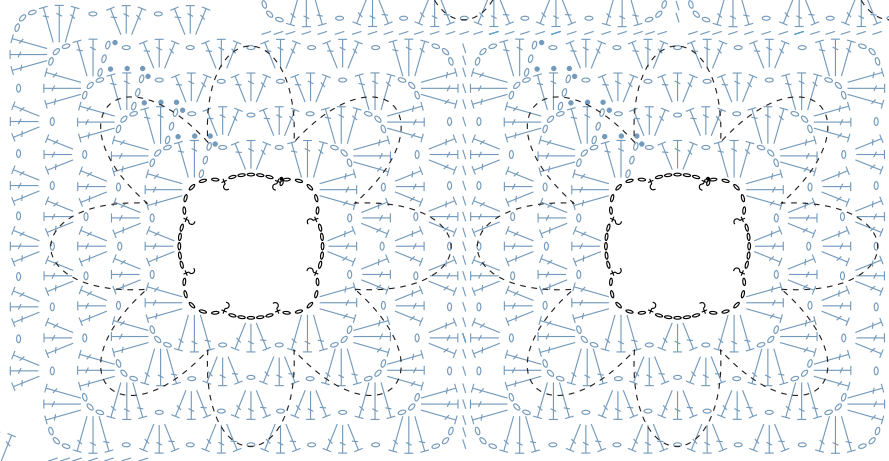




Gráfico 3 - Motivo com flor


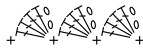


Gráfico 5 - Bico de acabamento



Legenda

o Correntinha

• P. bxmo.

+ P. baixo

† P. alto

⌋ P. baixo relevo pegado por trás do ponto de base

⌋ Inserir a agulha na corr. indicada por este símbolo

- Costura

■ Duna 6823

■ Duna 9368

■ Duna 8001

Esquema de montagem

